



Straight from the Heart 2012

Bartle Summer Camp Newsletter!

We Will be Camping 5th Session in Camp Lone Star Campsite Seneca from July 19th - 28th

Semper Consideratus

Pre-Camp Check-In Stations Wednesday, July 18th 6 - 8 PM

ALL Scouts must go through each station of the check-in process. Doing your check-in the night before camp will ensure everyone is ready for the big day, and make for a more relaxing Thursday morning.

1. The "Zero Balance" station will confirm all fess are paid. Troop Treasurer, Tracy Reynolds, will **confirm all accounts are current**. Boys or adults, whose accounts are in arrears, will not be allowed to attend camp until payment arrangements have been made.
2. At the Start Station your Scout will receive a check-in sheet and verify that his **Family Summer Camp Contract** has been signed and is on file.
3. Mail Station - **drop off mail** you want delivered. USPO mail delivered to camp is notoriously slow. Avoid delays and ensure delivery by using Troop Mail instead.
4. Health Form Station - will verify your son's **health form is current**, with a doctor's signature, and has a health insurance card attached. **DO NOT WAIT** until right before camp to fix health forms!
5. Medication Station will accept prescription and over-the-counter medications. Please see "Medications at Camp" for additional details.
6. Merit Badge & Outpost Station will verify that your son (2nd year & above) has any required fees for his merit badges or Outpost. Money needs to be in a Ziploc bag, separated from spending money, and marked with the Scout's name.
7. Equipment Station will verify that your scout is **wearing FULL Formal Class "A"** - everything but his sash. He will need to be wearing it Thursday morning for departure.
8. Camp Box Turn-in. On top of his camp box he will need swim trunks, scout book, Class "B" shirt, and poncho / rain gear. They will also verify that his camp box has a lock - with a copy of the combination listed.
9. Finish station will accept your son's completed check-in sheet, and store his camp box at the church until morning.

Notice to the Parents of First Time Bartle Campers:

You and your son are about to embark on a fun-filled adventure - Boy Scout Summer Camp at H. Roe Bartle Scout Reservation. We say "you and your son" because you are one of the major influences on how your son will view his camping experience. If you show interest, enthusiasm and encouragement, your son is much more likely to do the same. Demonstrate to him that you believe in him and his abilities. Bartle is a wonderful experience where your son will have a great time and will grow both physically and mentally. With your help, he will get the most out of his experience.

Summer Camp Scoutmaster - Mr. Russell

Departure & Arrival Checklist Thurs. July 19

- Meet in the South parking lot of Atonement Lutheran Church on **Thursday, July 19th at 8:00 am**. Please plan to stay and help your son through the check-in process. The bus is scheduled to leave at 9:00 am.
- Scouts **must wear full formal Class "A" uniform** - everything but sash. Scouts not wearing full Class A, will be sent home. Many scouts wear their swimsuits under their uniform, so they can quickly change for the **swim test** - which is conducted immediately upon reaching camp.
- Bring a sack lunch and drink. We'll stop at a roadside park on the way to camp.
- **AFTER CAMP** - we will return to the Church parking lot on Saturday, July 28th around noon. We'll send an email when we get close. Please do not be late picking up your son; everyone is ready to be home.

QUESTIONS ABOUT SUMMER CAMP? CONTACT YOUR CAMP SCOUTMASTER:
Drew Russell E-mail: adrewrussell@gmail.com Home Phone: (913) 381 - 5288 Mobile (913) 481 - 7725

Camp Box & Locks

- Camp boxes should be wooden box 12" high, 12" deep and 21" long. They can be purchased at Mickey's Surplus Store: [2601 Strong Avenue, Kansas City, KS 66106 \(913\) 831 - 1493](http://2601 Strong Avenue, Kansas City, KS 66106 (913) 831 - 1493) www.mickeyssurplus.com/
- Box must be locked - preferably with a combination style lock.
- At pre-camp check-in bring a copy of the combination or an extra key, for the adult leaders .
- Have your son memorize and practice with the combination before camp.

Mail - Scouts love to get mail!



Please write early, and often. First-year parents especially! Delivery

takes 2-3 days, so please start writing before your son leaves. Give Grandparents and out of town relatives the following address:

"Scout's Name" Troop 257
Camp Lone Star, Campsite Seneca
Bartle Scout Reservation
5525 N.E. Scout Camp Road
Osceola, Missouri 64776-9000

To avoid mail delays and delivery issues, as well as stamp cost, we encourage you to use the Troop's Postal Person. Mail may be dropped off at the Pre-Camp Check-in. On the outside of the envelope in the upper right corner (where a stamp would be placed) write the DAY you want the item delivered—ex. Day 2. Mail will be delivered day 2 thru 9.

M

edical Forms

Please update the BSA Health Forms for boys and adults now! Turn your forms in at any Troop meeting. Need all three parts (A, B, C) with Doctors Signature and copy of insurance card attached. (Forms are posted on troop website.)

Without a current health form on file, you will not be allowed to remain on the Reservation. *To avoid problems, please plan to turn these forms in no later than June 4th.* In addition to the BSA Health Form, the Troop requires the following:

Medication Short Form: Authorizes troop to give Tylenol to your scout – need a form on ALL scouts, even if no over-the-counter medicine is to be authorized.

Medication Long Form: For prescription medicine. Complete form now - then turn in medicine at pre-camp check-in.

Medicine must be in original container listing dosage and frequency. Placed in Ziploc bag with photo of scout.

Mrs. Campbell will be administering medication at Camp. **Please stress to your son the importance of taking his medication, and that it is HIS RESPONSIBILITY to ensure he takes his medicine at the appropriate time.**

The Troop first aid kit contains Tylenol (acetaminophen) and Advil (ibuprofen) in addition to basic first aid items. You will need to provide all other medications, whether prescription or over-the-counter. **All** medications that you provide must be in their original container with the proper dosage listed.

Every year, one or two scouts run short of their meds. Please include one extra day's supply of medication, just in case. Also, for scouts who use inhalers, please provide an extra inhaler.

PLEASE DO NOT MAKE CHANGES TO YOUR SON'S MEDICATION WITHOUT A VALID MEDICAL REASON. Camp is NOT the time to experiment with changing dosage or types of medicine. Do the Scoutmasters and your son a big favor by not making any alterations to his normal routine that have not been authorized by a medical professional.



Remember ALL Adults (Full Time or Part Time) Staying at Camp, any day beyond Visitor's Sunday, must:

1. **Have completed training: BSA Fast Start, This is Scouting, Youth Protection and Troop Committee Challenge.** Can be taken on-line at: <http://www.scouting.org/>
2. If you complete your training after April 1st plan to bring a copy of your training certificates with you to camp.
3. **Be registered with the Council.** If you have not completed training, you are not registered. If you are not sure if you are registered, please check with Todd Hollander. Pay \$15.00 council registration fee.
4. Have **completed Medical Forms** with Doctor's signature.

Homesickness

Parents, if your son calls home and tells you that he is homesick, please call Mr. Russell (Cell 913 - 481 - 7725) at camp and let him know. Past experience shows that Scouts will not tell the adults at camp that he has called Mom or Dad and asked them to come pick him up. When we see or hear that a Scout is homesick, we can provide special attention and activities to help the boy.

We **strongly encourage** you to leave your son at camp for the full session, even if he says that he is homesick and wants to come home early. Learning what it's like to be away from home is an important part of camp.

Visitor's Day Checklist:

Visitor's Day is when your scout can show you around camp. Visits to the point, and the troop rock are popular. Expect hot and humid weather, with LOTS of walking. Wear comfortable shoes (sandals are not a good choice). Do not bring pets to Camp. Visitor's Day is **Sunday, July 22nd** from 10:00 a.m. - 5:00 p.m. Parking is tight so car pooling is encouraged.

Please plan to arrive **before 11:00**. We will have a short invocation and begin eating lunch at 11:00 am. Bring a **picnic lunch** and table setting for your family and your scout.

BYOS. **Bring your own seating.** Many parents bring portable tables, as space is limited.

Please bring extra food to leave for dinner. Your son and the adults staying at camp, will have the leftovers for supper. We will have troop coolers in camp for food storage. Please bring some **extra ice** to help keep the food cold.


Boys without family on Visitor's Day may feel very lonely. If at all possible, please have a representative from your family at camp. If you will be unable to attend, please notify Mr. Russell to discuss arrangements for food and extra attention.

If you are taking your son off the reservation you must sign him out. The sign-out sheet will be on the campsite bulletin board. Please have your son back at camp by 4:30 pm.

Scouts Leaving Camp

There are no part time scouts at Bartle. Scouts are expected to stay in camp for the full session. Missing days affects Mic-O-Say recognition. If for any reason your son needs to leave camp, he should leave with a parent. If he leaves with an adult other than a parent, Mr. Russell must have a signed note from a parent identifying the adult and when they will depart, and that adult must present a photo ID for positive identification.

Departure Notice Form must be completed at the Camp Office. The Camp Scoutmaster, Mr. Russell, and Bartle Camp Director, must sign the boy out of camp before he leaves. If at all possible, please let Mr. Russell know before camp if any boy will be leaving camp early.



Bartle Emergency Number:

Do not call Camp unless it is a true emergency.

The Camp phone is (417) 646 - 8115. Incoming calls are taken by the camp staff and forwarded to the requested party.

Hours of Operation:

7:00 am to 10:00 pm for incoming call. Emergency messages after 10:00 pm will be handled on an individual basis.

Important Mic-O-Say Dates

Call Night - July 22nd

Warrior Ceremony - July 24th

Honorary Call & Orientation - July 25th

Brave & Honorary Ceremony - July 26th

Remembering 2011 Summer Camp

Scoutmaster. Jeff Johnson. visits the barber, and ask for "A little off the top."



And quickly regrets his decision.



Camp Contract and Fun! Our goal is for every Scout to have a fun and rewarding experience at Camp. There are great opportunities and memorable experiences to be had by all who come to Bartle. In order for this goal to be accomplished there are a number of expectations. The attached Family Summer Camp Contract (see page 6) outlines these expectations. **The contract must be reviewed by the Scout and his family, signed, and turned-in during the Pre-Camp Check-in.**

Scout Money

Slushies & Ice Cream are daily favorites for many scouts, so it's a good idea to send them with some spending money. Depending upon family finances, a dollar or two a day should be sufficient. Your son will manage his own spending money while at camp. If you think this will be a problem for him, please discuss the situation with Mr. Russell. Remember, you can replenish the money on Visitors Day or through troop mail sent to your scout.

Camp Uniforms

Formal Class "A"

- Khaki Boy Scout Shirt
- Troop 257 neckerchief
- Neckerchief Tie slide
- Scout shorts
- Scout belt
- Scout socks

Formal Class "B"

- Red Troop 257 t-shirt
- Scout shorts
- Scout belt
- Scout socks.

Wear your Class A the day we leave. Pack your Class B at the top of your camp box with your Rain Gear, Scout Manual, and swimming trunks.

WHAT TO BRING TO CAMP

All items brought to camp should be clearly marked with your scouts name and troop number. MARK EVERYTHING! Do not bring valuable items that you don't want to be lost or damaged. Just to make sure the point has been made: MARK EVERYTHING WITH YOUR SCOUTS NAME AND TROOP 257.

Your scout will be gone for 10 days & 9 nights. Feel free to pack enough clothing for him to change daily. Just don't be surprised if most of it is returned home unworn.

Recommended items from Camp Staff (with commentary by Mr. Russell).

- 12" x 12" x 21" Camp box with a (combination) lock
- Swim trunks (wear under uniform on Day 1)
- Boy Scout Handbook (preferably with a cover)
- Poncho / Rain Gear
- Camp t-shirt (available at camp trading post) and a troop t-shirts (Must have one Class B kept in Ziploc bag with name on outside for clean shirt on Visitor's Day.)
- 5-9 pairs of socks (expect 2 or 3 to be worn)
- Hiking shoes (if budget allows) & tennis shoes (inexpensive)
- Extra underwear & t-shirts (no comment on the definition of "extra")
- Hat or cap (critical as a sun block)
- Sweater or light jacket
- Jeans or other long pants
- Short pants (Couple pair)
- Bath towel & toiletries (soap, toothbrush / paste, comb, etc.)
- Flashlight (extra batteries)
- Sleeping bag or 3 blankets; pillow
- Mosquito / Bug repellent (non-aerosol)
- Sunscreen (non-aerosol)
- Canteen or water bottle (Nalgene works good)
- Backpack & cook kit (if participating in over-night Outpost programs)
- Notebook paper, pencil & pen, prerequisite merit badge materials
- Bible or prayer book

Scout Uniform (Adults and Scouts Class "A", Day 1)

- Official Scout shorts
- Official Short sleeved Scout shirt
- Official Scout belt
- Official Scout socks (green)
- Neckerchief and tie slide

Optional Equipment

- Sewing kit
- Camera & Film (disposable)
- Pocket Knife (Tot N Chip Card) (no fixed blade knife)
- Sunglasses
- Small rug / mat for tent
- Work gloves
- Nylon line, clothes pins, coat hangers
- Camp stool (no back unless a Life Scout)
- Shower / water shoes
- Stationery (preaddressed envelopes or post-cards)

DO NOT BRING THE FOLLOWING ITEMS:

- Sheath knives or any knife longer than 3"
- Electronics – radios, game boys, CD players, cell phones, etc.
- Fire making materials including matches or lighters. When needed these will be supplied.
- Clothing with alcohol, tobacco, adult or other inappropriate logos or themes
- Valuables (other than a small amount of spending money)
- Hammocks or other devices that require hanging from camp trees or facilities
- Flip flops, sandals, or other open toed shoes



Troop 257

Summer Camp 2012

Family Summer Camp Contract

By signing this contract, I, _____, am indicating that I have read and that I understand my responsibilities for Summer Camp 2012.

I also understand that, if I do not return this contract ***signed by both myself and one of my parents***, I will not be allowed to attend Summer Camp with Troop 257.

RESPONSIBILITIES

Communication

- ♥ I will review this entire contract with my parents at our earliest opportunity.

Payments

- ♥ I understand that Summer Camp scholarships are available to me in the event my family is unable to meet the financial obligations for Summer Camp, and that I will personally contact the troop treasurer, Tracy Reynolds, if needed.
- ♥ Prior to attending Summer Camp, I will have paid my Summer Camp dues in full, or have personally made alternative arrangements with the treasurer.

Contraband

- ♥ I understand that certain materials are not compatible with a positive Boy Scout camping experience for me and for those whom I might influence. Therefore I promise that I ***will not*** bring any of the following items to Summer Camp. Mistakes happen, however, so I also understand that, should I forgetfully happen to bring any of these items with me, they will be confiscated and, in the case of fire-making materials, will even be cause for my early departure from camp.
 - Fire-making materials (including matches & lighters)
 - Personal electronic devices (including radios, CD players & games)
 - “Magic” card decks

Code of Conduct

- ♥ I understand that, by my every action, I am setting an example for others. I promise to set positive examples. I promise to live the Scout Oath and Scout Law. I promise to be helpful, friendly, courteous and kind. I understand that my invitation to join my fellow Scouts at Summer Camp lasts only as long as my commitment to this Code of Conduct.
- ♥ I promise to avoid activities that can be injurious to myself and my fellow Scouts. I promise not to run in camp or deliberately cause rocks to become airborne in any fashion.

- ♥ I promise to treat my peers with respect. I promise to be compassionate and helpful to the younger Scouts. I promise to consider whether my words or actions are appropriate, and to never be purposefully hurtful or demeaning to a fellow Scout.
- ♥ I understand that my adherence to these Responsibilities is of utmost importance. Therefore, I agree that any willful violation of these Responsibilities is cause for my dismissal from Summer Camp.

Parental Obligations

- ♥ By signing this, my parents indicate their acceptance of these Responsibilities, and with respect to my conformance to these Responsibilities, agree to accept the Camp Scoutmaster's word as final.

Signatures

By signing this contract, I agree that the choice as to whether I attend all or part of Summer Camp is mine and mine alone.

Agreed to and accepted, this _____ day of _____, 2012

Scout

Parent or guardian

CAMP MEDICATIONS

Short Form

Scout Name _____

AUTHORIZATION TO GIVE TYLENOL OR ADVIL

I HEREBY AUTHORIZE TROOP 257 ADULT LEADERS TO GIVE THE PAIN RELIEVER MARKED BELOW AS NEEDED FOR MINOR BODY ACHES OR PAIN.

TYLENOL - ACETAMINOPHEN

ADVIL - IBUPROFEN

Parent Signature _____

Date _____

ALLERGIES

Please list any Allergy to a medicine, food, plant, animal or insect toxin.

FOOD _____

MEDICINE _____

OTHER _____

Parent Signature _____

Date _____

Long Form

MEDICATIONS

Provide below a list of all medications to be administered at summer camp.

MEDICATION	INSTRUCTIONS HOW OFTEN GIVEN - WHEN GIVEN - WITH, BEFORE, OR AFTER MEALS
_____	_____
_____	_____
_____	_____
_____	_____
_____	_____
_____	_____
_____	_____

Parent Signature _____

Date _____

Daytime Phone Number _____

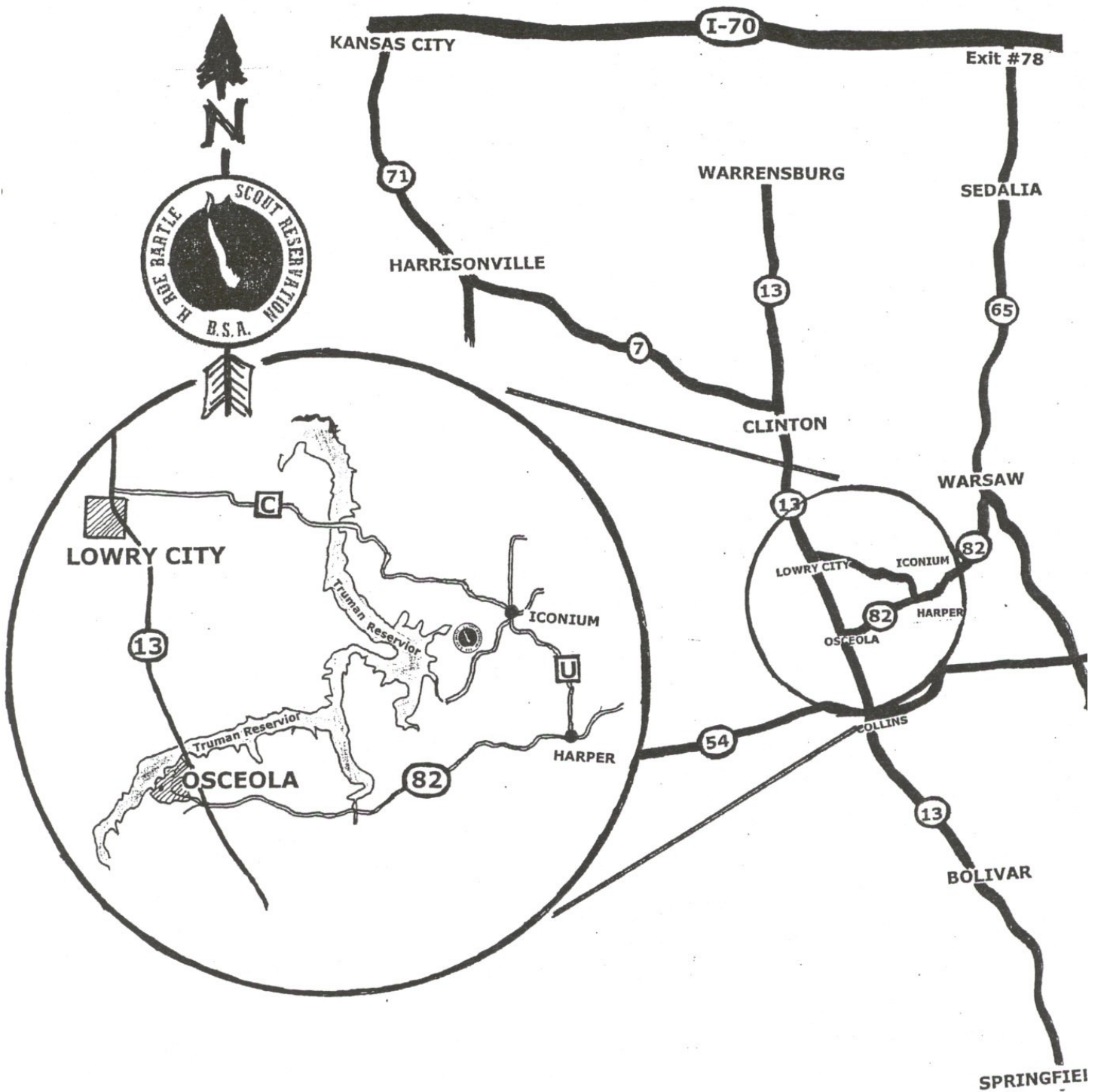
Home _____

**PLEASE ATTACH A PHOTOGRAPH OF YOUR SON TO THIS FORM
DURING PRE-CAMP CHECK-IN, PLEASE BRING THE LISTED MEDICATIONS**

**IN A ZIPLOC BAG. NOTE: MEDICINE MUST BE IN ORIGINAL CONTAINER
SHOWING DOSAGE AND FREQUENCY.**

How to get there

South from Kansas City via Harrisonville - Highway 71 south to Harrisonville. Highway 7 from Harrisonville, south to Clinton. Highway 13 from Clinton to St. Clair County Highway C. Stay on Highway C approximately 12 miles to a stop sign. Turn right (south) through the town of Iconium, Missouri. The camp entrance is less than a mile from Iconium on County Z. Signs will point the way

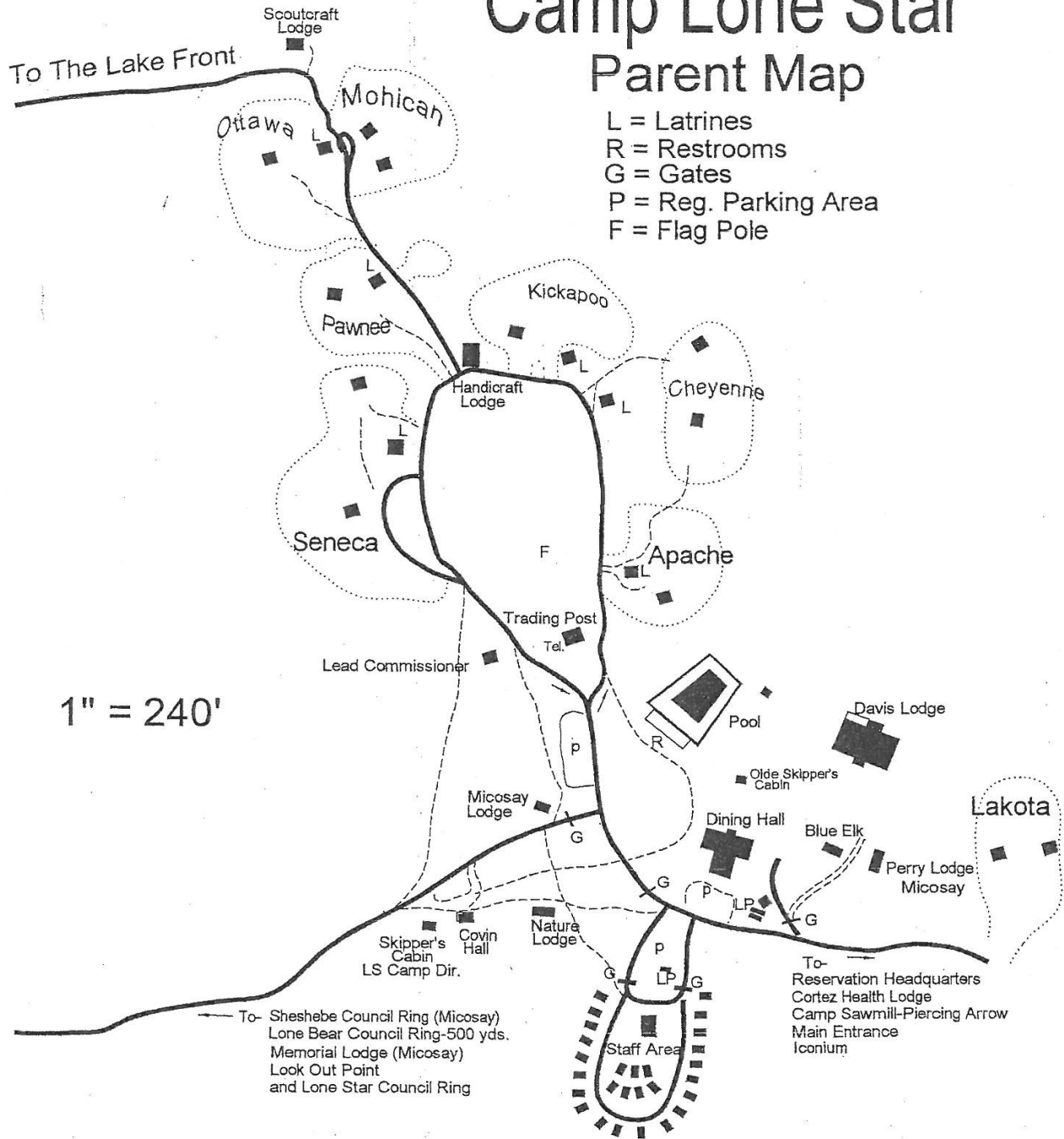


Camp Lone Star Parent Map

- L = Latrines
- R = Restrooms
- G = Gates
- P = Reg. Parking Area
- F = Flag Pole

To The Lake Front

1" = 240'



To- Sheshebe Council Ring (Micosay)
Lone Bear Council Ring-500 yds.
Memorial Lodge (Micosay)
Look Out Point
and Lone Star Council Ring

To- Reservation Headquarters
Cortez Health Lodge
Camp Sawmill-Piercing Arrow
Main Entrance
Iconium